

General information about company	
Scrip code	530067
NSE Symbol	CSL.FINANCE
MSEI Symbol	NOTLISTED
ISIN	INE718F01018
Name of the company	CSL FINANCE LIMITED
Whether company is SME	No
Class of Security	Equity Shares
Type of report	Capital Restructuring
Quarter Ended / Half year ended/Date of Report (For Prelisting / Allotment)	04-08-2023
Date of allotment / extinguishment (in case Capital Restructuring selected) / Listing Date	27-07-2023
Shareholding pattern filed under	Regulation 31 (1) (c)
Whether the listed entity is Public Sector Undertaking (PSU)?	No



Declaration					
Sr. No.	Particular	Yes/No	Promoter and Promoter Group	Public shareholder	Non Promoter- Non Public
1	Whether the Listed Entity has issued any partly paid up shares?	No	No	No	No
2	Whether the Listed Entity has issued any Convertible Securities ?	No	No	No	No
3	Whether the Listed Entity has issued any Warrants ?	Yes	Yes	Yes	No
4	Whether the Listed Entity has any shares against which depository receipts are issued?	No	No	No	No
5	Whether the Listed Entity has any shares in locked-in?	Yes	No	Yes	No
6	Whether any shares held by promoters are pledge or otherwise encumbered?	No	No		
7	Whether company has equity shares with differential voting rights?	No	No	No	No
8	Whether the listed entity has any significant beneficial owner?	Yes			



Table VI - Statement showing foreign ownership limits		
Particular	Approved limits (%)	Limits utilized (%)
As on shareholding date	100	1.69
As on the end of previous 1st quarter	100	1.91
As on the end of previous 2nd quarter	100	2.47
As on the end of previous 3rd quarter	100	2.5
As on the end of previous 4th quarter	100	2.57



Table I - Summary Statement holding of specified securities

Category (I)	Category of shareholder (II)	Nos. Of shareholders (III)	No. of fully paid up equity shares held (IV)	No. Of Partly paid-up equity shares held (V)	No. Of shares underlying Depository Receipts (VI)	Total nos. shares held (VII) = (IV)+ (V)+ (VI)	Shareholding as a % of total no. of shares (calculated as per SCRR, 1957) (VIII) As a % of (A+B+C2)	Number of Voting Rights held in each class of securities (IX)			
								No of Voting (XIV) Rights			Total as a % of (A+B+C)
								Class eg: X	Class eg: y	Total	
(A)	Promoter & Promoter Group	6	10670110			10670110	47.57	10670110		10670110	47.57
(B)	Public	4694	11384561			11384561	50.75	11384561		11384561	50.75
(C)	Non Promoter-Non Public	1	377950			377950		377950		377950	1.68
(C1)	Shares underlying DRs										
(C2)	Shares held by Employee Trusts	1	377950			377950	1.68	377950		377950	1.68
	Total	4701	22432621			22432621	100	22432621		22432621	100



Table I - Summary Statement holding of specified securities

Category (I)	Category of shareholder (II)	No. Of Shares Underlying Outstanding convertible securities (X)	No. of Shares Underlying Outstanding Warrants (Xi)	No. Of Shares Underlying Outstanding convertible securities and No. Of Warrants (Xi) (a)	Shareholding , as a % assuming full conversion of convertible securities (as a percentage of diluted share capital) (XI)= (VII)+(X) As a % of (A+B+C2)	Number of Locked in shares (XII)		Number of Shares pledged or otherwise encumbered (XIII)		Number of equity shares held in dematerialized form (XIV)	Sub-categorization of shares		
						No. (a)	As a % of total Shares held (b)	No. (a)	As a % of total Shares held (b)		Sub-category (i)	Sub-category (ii)	Sub-category (iii)
(A)	Promoter & Promoter Group		200000	200000	47.71					10670110			
(B)	Public		150000	150000	50.63	1700000	14.93			10878496	0	0	0
(C)	Non Promoter-Non Public									377950			
(C1)	Shares underlying DRs												
(C2)	Shares held by Employee Trusts				1.66					377950			
	Total		350000	350000	98	1700000	7.58			21926556	0	0	0

Dee



Table II - Statement showing shareholding pattern of the Promoter and Promoter Group

Table II - Statement showing shareholding pattern of the Promoter and Promoter Group											
Sr.	Category & Name of the Shareholders (I)	Nos. Of shareholders (III)	No. of fully paid up equity shares held (IV)	No. Of Partly paid-up equity shares held (V)	No. Of shares underlying Depository Receipts (VI)	Total nos. shares held (VII) = (IV)+(V)+(VI)	Shareholding as a % of total no. of shares (calculated as per SCRR, 1957) (VIII) As a % of (A+B+C2)	Number of Voting Rights held in each class of securities (IX)			
								No of Voting (XIV) Rights			Total as a % of Total Voting rights
								Class eg: X	Class eg: Y	Total	
A	Table II - Statement showing shareholding pattern of the Promoter and Promoter Group										
(1)	Indian										
(a)	Individuals/Hindu undivided Family	5	4032620			4032620	17.98	4032620		4032620	17.98
(d)	Any Other (specify)	1	6637490			6637490	29.59	6637490		6637490	29.59
Sub-Total (A)(1)		6	10670110			10670110	47.57	10670110		10670110	47.57
(2)	Foreign										
Total Shareholding of Promoter and Promoter Group (A)=(A)(1)+(A)(2)		6	10670110			10670110	47.57	10670110		10670110	47.57
B	Table III - Statement showing shareholding pattern of the Public shareholder										
(1)	Institutions (Domestic)										
(c)	Alternate Investment Funds	1	209000			209000	0.93	209000		209000	0.93
Sub-Total (B)(1)		1	209000			209000	0.93	209000		209000	0.93
(2)	Institutions (Foreign)										
(a)	Foreign Direct Investment	1	1700000			1700000	7.58	1700000		1700000	7.58
(d)	Foreign Portfolio Investors Category I	1	674			674	0	674		674	0
Sub-Total (B)(2)		2	1700674			1700674	7.58	1700674		1700674	7.58
(3)	Central Government / State Government(s)										
(4)	Non-institutions										
(c)	Key Managerial Personnel	1	165			165	0	165		165	0
(g)	Resident Individuals holding nominal share capital up to Rs. 2 lakhs	4469	2392294			2392294	10.66	2392294		2392294	10.66
(h)	Resident Individuals holding nominal share capital in excess of Rs. 2 lakhs	37	2515381			2515381	11.21	2515381		2515381	11.21
(i)	Non Resident Indians (NRIs)	96	611440			611440	2.73	611440		611440	2.73
(l)	Bodies Corporate	76	3934997			3934997	17.54	3934997		3934997	17.54
(m)	Any Other (specify)	12	20610			20610	0.09	20610		20610	0.09
Sub-Total (B)(4)		4691	9474887			9474887	42.24	9474887		9474887	42.24
Total Public Shareholding (B)=(B)(1)+(B)(2)+(B)(3)+(B)(4)		4694	11384561			11384561	50.75	11384561		11384561	50.75
C	Table IV - Statement showing shareholding pattern of the Non Promoter- Non Public shareholder										
(2)	Employee Benefit Trust / Employee Welfare Trust under SEBI (Share Based Employee Benefits and Sweat Equity) Regulations, 2021	1	377950			377950	1.68	377950		377950	1.68
Total NonPromoter- Non Public Shareholding (C)=(C)(1)+(C)(2)		1	377950			377950		377950		377950	1.68
Total (A+B+C2)		4701	22432621			22432621	100	22432621		22432621	100
Total (A+B+C)		4701	22432621			22432621	100	22432621		22432621	100




Table II - Statement showing shareholding pattern of the Promoter and Promoter Group


Sr.	No. Of Shares Underlying Outstanding convertible securities (X)	No. of Shares Underlying Outstanding Warrants (Xi)	No. Of Shares Underlying Outstanding convertible securities and No. Of Warrants (Xi) (a)	Shareholding , as a % assuming full conversion of convertible securities (as a percentage of diluted share capital) (XI)= (VII)+(X) As a % of (A+B+C2)	Number of Locked in shares (XII)		Number of Shares pledged or otherwise encumbered (XIII)		Number of equity shares held in dematerialized form (XIV)	Sub-categorization of shares		
					No. (a)	As a % of total Shares held (b)	No. (a)	As a % of total Shares held (b)		Sub-category (i)	Sub-category (ii)	Sub-category (iii)
A	Table II - Statement showing shareholding pattern of the Promoter and Promoter Group											
(1)	Indian											
(a)		200000	200000	18.58					4032620			
(d)		0	0	29.13					6637490			
Sub-Total (A) (1)		200000	200000	47.71					10670110			
(2)	Foreign											
Total Shareholding of Promoter and Promoter Group (A)=(A) (1)+(A)(2)		200000	200000	47.71					10670110			
B	Table III - Statement showing shareholding pattern of the Public shareholder											
(1)	Institutions (Domestic)											
(c)		0	0	0.92	0	0			209000	0	0	0
Sub-Total (B) (1)		0	0	0.92	0	0			209000	0	0	0
(2)	Institutions (Foreign)											
(a)		0	0	7.46	1700000	100			1700000			
(d)		0	0	0	0	0			674	0	0	0
Sub-Total (B) (2)		0	0	7.46	1700000	99.96			1700674	0	0	0
(3)	Central Government / State Government(s)											
(4)	Non-institutions											
(c)		0	0	0	0	0			165	0	0	0
(g)		0	0	10.5	0	0			2189829	0	0	0
(h)		150000	150000	11.7	0	0			2515381	0	0	0
(i)		0	0	2.68	0	0			405040	0	0	0
(l)		0	0	17.27	0	0			3837797	0	0	0
(m)		0	0	0.09	0	0			20610	0	0	0
Sub-Total (B) (4)		150000	150000	42.25	0	0			8968822	0	0	0
Total Public Shareholding (B)=(B)(1)+(B) (2)+(B)(3)+(B) (4)		150000	150000	50.63	1700000	14.93			10878496	0	0	0
C	Table IV - Statement showing shareholding pattern of the Non Promoter- Non Public shareholder											
(2)				1.66					377950			
Total NonPromoter- Non Public Shareholding (C)= (C)(1)+(C)(2)									377950			
Total (A+B+C2)		350000	350000	100	1700000	7.58			21926556			
Total (A+B+C)		350000	350000	98	1700000	7.58			21926556			



Individuals/Hindu undivided Family						
Serial No.	1	2	3	4	5	
Name of the Shareholders (I)	ROHIT GUPTA HUUF	ROHIT GUPTA	RIDIHIMA GUPTA	SAT PAUL GUPTA	RACHITA GUPTA	Click here to go back
PAN (II)	AAEHR7347M	ABSPG7888B	ACSPG1272E	ACYPG5427B	BFRPG5056H	Total
No. of fully paid up equity shares held (IV)	63873	3774608	73131	62505	58503	4032620
No. Of Partly paid-up equity shares held (V)						
No. Of shares underlying Depository Receipts (VI)						
Total nos. shares held (VII) = (IV) + (V) + (VI)	63873	3774608	73131	62505	58503	4032620
Shareholding as a % of total no. of shares (calculated as per SCRR, 1957) (VIII) As a % of (A+B+C2)	0.28	16.83	0.33	0.28	0.26	17.98
Number of Voting Rights held in each class of securities (IX)						
Class eg:X	63873	3774608	73131	62505	58503	4032620
Class eg:y						
Total	63873	3774608	73131	62505	58503	4032620
Total as a % of Total Voting rights	0.28	16.83	0.33	0.28	0.26	17.98
No. Of Shares Underlying Outstanding convertible securities (X)						
No. of Shares Underlying Outstanding Warrants (Xi)	200000	0	0	0	0	200000
No. Of Shares Underlying Outstanding convertible securities and No. Of Warrants (Xi) (a)	200000	0	0	0	0	200000
Shareholding , as a % assuming full conversion of convertible securities (as a percentage of diluted share capital) (XI)= (VII)+(Xi)(a) As a % of (A+B+C2)	1.16	16.57	0.32	0.27	0.26	18.58
Number of Locked in shares (XII)						
No. (a)						
As a % of total Shares held (b)						
Number of Shares pledged or otherwise encumbered (XIII)						
No. (a)						
As a % of total Shares held (b)						
Number of equity shares held in dematerialized form (XIV)	63873	3774608	73131	62505	58503	4032620
Reason for not providing PAN						
Reason for not providing PAN						
Shareholder type	Promoter	Promoter	Promoter	Promoter	Promoter	



Any Other (specify)		
Serial No.	1	
Category	Bodies Corporate	Click here to go back
Name of the Shareholders (I)	CSL CAPITAL PRIVATE LIMITED	
PAN (II)	AAACD0794P	Total
No. of the Shareholders (I)	1	1
No. of fully paid up equity shares held (IV)	6637490	6637490
No. Of Partly paid-up equity shares held (V)		
No. Of shares underlying Depository Receipts (VI)		
Total nos. shares held (VII) = (IV)+ (V)+ (VI)	6637490	6637490
Shareholding as a % of total no. of shares (calculated as per SCRR, 1957) (VIII) As a % of (A+B+C2)	29.59	29.59
Number of Voting Rights held in each class of securities (IX)		
Class eg: X	6637490	6637490
Class eg: y		
Total	6637490	6637490
Total as a % of Total Voting rights	29.59	29.59
No. Of Shares Underlying Outstanding convertible securities (X)		
No. of Shares Underlying Outstanding Warrants (Xi)	0	0
No. Of Shares Underlying Outstanding convertible securities and No. Of Warrants (Xi) (a)	0	0
Shareholding, as a % assuming full conversion of convertible securities (as a percentage of diluted share capital) (XI)= (VII)+(X) As a % of (A+B+C2)	29.13	29.13
Number of Locked in shares (XII)		
No. (a)		
As a % of total Shares held (b)		
Number of Shares pledged or otherwise encumbered (XIII)		
No. (a)		
As a % of total Shares held (b)		
Number of equity shares held in dematerialized form (XIV)	6637490	6637490
Reason for not providing PAN		




Reason for not providing PAN		
Shareholder type	Promoter Group	



Bodies Corporate					
Serial No.	1	2	3	4	
Name of the Shareholders (I)	RAJASTHAN GLOBAL SECURITIES PRIVATE LIMITED	HOMEDGE INFRACON PRIVATE LIMITED	GEECEE HOLDINGS LLP	AADI FINANCIAL ADVISORS LLP	Click here to go back
PAN (II)	AAACR4122R	AAECH9900K	AAQFK0665D	AARFA5161F	Total
No. of fully paid up equity shares held (IV)	287340	900000	725000	860000	2772340
No. Of Partly paid-up equity shares held (V)					
No. Of shares underlying Depository Receipts (VI)					
Total nos. shares held (VII) = (IV) + (V) + (VI)	287340	900000	725000	860000	2772340
Shareholding as a % of total no. of shares (calculated as per SCRR, 1957) (VIII) As a % of (A+B+C2)	1.28	4.01	3.23	3.83	12.36
Number of Voting Rights held in each class of securities (IX)					
Class eg: X	287340	900000	725000	860000	2772340
Class eg: y					
Total	287340	900000	725000	860000	2772340
Total as a % of Total Voting rights	1.28	4.01	3.23	3.83	12.36
No. Of Shares Underlying Outstanding convertible securities (X)					
No. of Shares Underlying Outstanding Warrants (Xi)	0	0	0	0	0
No. Of Shares Underlying Outstanding convertible securities and No. Of Warrants (Xi) (a)	0	0	0	0	0
Shareholding, as a % assuming full conversion of convertible securities (as a percentage of diluted share capital) (XI) = (VII)+(X) As a % of (A+B+C2)	1.26	3.95	3.18	3.77	12.17
Number of Locked in shares (XII)					
No. (a)	0	0	0	0	0
As a % of total Shares held (b)	0	0	0	0	0
Number of equity shares held in dematerialized form (XIV)	287340	900000	725000	860000	2772340
Reason for not providing PAN					
Reason for not providing PAN					
Sub-categorization of shares					
Shareholding (No. of shares) under					
Sub-category (i)	0	0	0	0	0
Sub-category (ii)	0	0	0	0	0
Sub-category (iii)	0	0	0	0	0




Foreign Direct Investment		
Serial No.	1	
Name of the Shareholders (I)	KITARA PIIN 1103	Click here to go back
PAN (II)	AAECK5658B	Total
No. of fully paid up equity shares held (IV)	1700000	1700000
No. Of Partly paid-up equity shares held (V)		
No. Of shares underlying Depository Receipts (VI)		
Total nos. shares held (VII) = (IV)+ (V)+ (VI)	1700000	1700000
Shareholding as a % of total no. of shares (calculated as per SCRR, 1957) (VIII) As a % of (A+B+C2)	7.58	7.58
Number of Voting Rights held in each class of securities (IX)		
Class eg: X	1700000	1700000
Class eg:y		
Total	1700000	1700000
Total as a % of Total Voting rights	7.58	7.58
No. of Shares Underlying Outstanding Warrants (Xi)		
No. Of Warrants (Xi)	0	0
No. Of Shares Underlying Outstanding convertible securities and No. Of Warrants (Xi) (a)	0	0
Shareholding , as a % assuming full conversion of convertible securities (as a percentage of diluted share capital) (XI)= (VII)+(X) As a % of (A+B+C2)	7.46	7.46
Number of Locked in shares (XII)		
No. (a)	1700000	1700000
As a % of total Shares held (b)	100	100
Number of equity shares held in dematerialized form (XIV)	1700000	1700000
Reason for not providing PAN		
Reason for not providing PAN		
Sub-categorization of shares		
Shareholding (No. of shares) under		
Sub-category (i)	0	0
Sub-category (ii)	0	0
Sub-category (iii)	0	0




Individuals - ii. Individual shareholders holding nominal share capital in excess of Rs. 2 lakhs.

Serial No.	1	2	3	
Name of the Shareholders (I)	MADHU SUNIL MANSHARAMANI	SACHET SINGH	GAURAV SUD	Click here to go back
PAN (II)	AHHPS9827K	AKQPS9534F	AMPPS4032F	Total
No. of fully paid up equity shares held (IV)	233542	285000	300000	818542
No. Of Partly paid-up equity shares held (V)				
No. Of shares underlying Depository Receipts (VI)				
Total nos. shares held (VII) = (IV)+ (V)+ (VI)	233542	285000	300000	818542
Shareholding as a % of total no. of shares (calculated as per SCRR, 1957) (VIII) As a % of (A+B+C2)	1.04	1.27	1.34	3.65
Number of Voting Rights held in each class of securities (IX)				
Class eg: X	233542	285000	300000	818542
Class eg:y				
Total	233542	285000	300000	818542
Total as a % of Total Voting rights	1.04	1.27	1.34	3.65
No. Of Shares Underlying Outstanding convertible securities (X)				
No. of Shares Underlying Outstanding Warrants (Xi)	0	0	0	0
No. Of Shares Underlying Outstanding convertible securities and No. Of Warrants (Xi) (a)	0	0	0	0
Shareholding , as a % assuming full conversion of convertible securities (as a percentage of diluted share capital) (XI)= (VII)+(X) As a % of (A+B+C2)	1.03	1.25	1.32	3.59
Number of Locked in shares (XII)				
No. (a)	0	0	0	0
As a % of total Shares held (b)	0	0	0	0
Number of equity shares held in dematerialized form (XIV)	233542	285000	300000	818542
Reason for not providing PAN				
Reason for not providing PAN				
Sub-categorization of shares				
Shareholding (No. of shares) under				
Sub-category (i)	0	0	0	0
Sub-category (ii)	0	0	0	0
Sub-category (iii)	0	0	0	0



Employee Benefit Trust / Employee Welfare Trust under SEBI (Share Based Employee Benefits and Sweat Equity) Regulations, 2021

Serial No.	1	
Name of the Shareholders (I)	CSL Employees Welfare Trust	Click here to go back
PAN (II)	AACTC2674E	Total
No. of the Shareholders (I)	1	1
No. of fully paid up equity shares held (IV)	377950	377950
No. Of Partly paid-up equity shares held (V)		
No. Of shares underlying Depository Receipts (VI)		
Total nos. shares held (VII) = (IV)+ (V)+ (VI)	377950	377950
Shareholding as a % of total no. of shares (calculated as per SCRR, 1957) (VIII) As a % of (A+B+C2)	1.68	1.68
Number of Voting Rights held in each class of securities (IX)		
Class eg: X	377950	377950
Class eg:y		
Total	377950	377950
Total as a % of Total Voting rights	1.68	1.68
No. Of Shares Underlying Outstanding convertible securities (X)		
No. of Shares Underlying Outstanding Warrants (Xi)		
No. Of Shares Underlying Outstanding convertible securities and No. Of Warrants (Xi) (a)		
Shareholding , as a % assuming full conversion of convertible securities (as a percentage of diluted share capital) (XI)= (VII) ¹ (X) As a % of (A+B+C2)	1.66	1.66
Number of Locked in shares (XII)		
No. (a)		
As a % of total Shares held (b)		0
Number of equity shares held in dematerialized form (XIV)	377950	377950
Reason for not providing PAN		
Reason for not providing PAN		



significant beneficial owners														
Sr. No.	Details of the SBO					Details of the registered owner					Details of holding/ exercise of rig the reporting company, whether d			
	Name	PAN	Passport No. in case of a foreign national	Nationality	Nationality (Applicable in case of Any other is selected)	Name	PAN	Passport No. in case of a foreign national	Nationality	Nationality (Applicable in case of Any other is selected)	Whether by virtue of:			
											Shares	Voting rights	Rights on distributable dividend or any other distribution	E of co
1	ROHIT GUPTA	ABSPG7888B		India		CSL CAPITAL PRIVATE LIMITED	AAACD0794P		India		53.42	53.42		Y
Total:											53.42	53.42	0	
2	RACHITA GUPTA	BFRPG5056H		India		CSL CAPITAL PRIVATE LIMITED	AAACD0794P		India		35.49	35.49		Y
Total:											35.49	35.49	0	
3	RIDHIMA GUPTA	ACSPG1272E		India		CSL CAPITAL PRIVATE LIMITED	AAACD0794P		India		35.66	35.66		Y
Total:											35.66	35.66	0	
4	ROHIT GUPTA	ABSPG7888B		India		ROHIT GUPTA HUF	AAEHR7347M		India		18.38	18.38		Y
Total:											142.95	142.95	0	



